



Ultra Scope software

DS1000D/E, DS1000Z and DS1000B series

- Supports RIGOL DS1000D/E series, DS1000Z series and DS1000B series
- Application to control the Digital Oscilloscope and analyze and download the measured data
- Supports *.csv, *.txt, *.xls, *.ult, *.bmp, *.wmf and *.rcd files
- Download the waveform from the Digital Oscilloscope
- Download measured values into a table
- Open a Memory Wave to analyze it
- Open a recorded waveform
- Do Pass/Fail test to downloaded data
- Different window functions to display all or just selected data files

RIGOL Ultra Scope software is a tool for controlling a RIGOL DS1000D/E series, DS1000Z series or DS1000B series Digital Oscilloscope and to download measured data from the device. The current waveform could be downloaded to the software application to analyze the measured data with the help of different tools. It is also possible to just download the values into a table or to download measurement data and do a Pass/Fail test with various settings. The software can also open earlier recorded waveforms to do some analysis. To control the Digital Oscilloscope the settings can be downloaded from the device or uploaded to the device by the

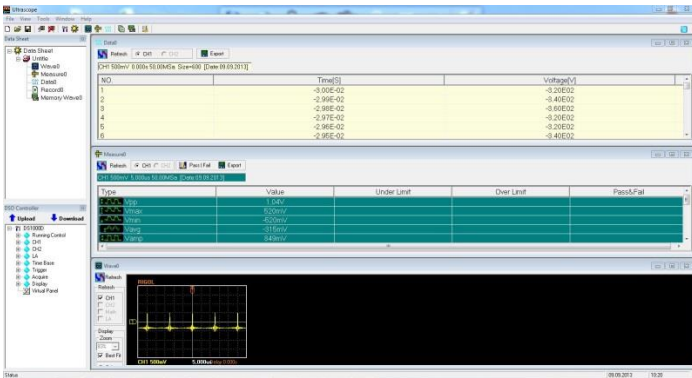
software.

Product Overview

Ultra Scope is a software tool which supports RIGOL DS1000D/E, DS1000Z and DS1000B series

This software tool is compatible with Windows XP, Windows Vista and Windows 7 operating systems

Ultra Scopes support *.xls, *.txt, *.ult, *.bmp, *.wmf, *.csv and *.rmt files.

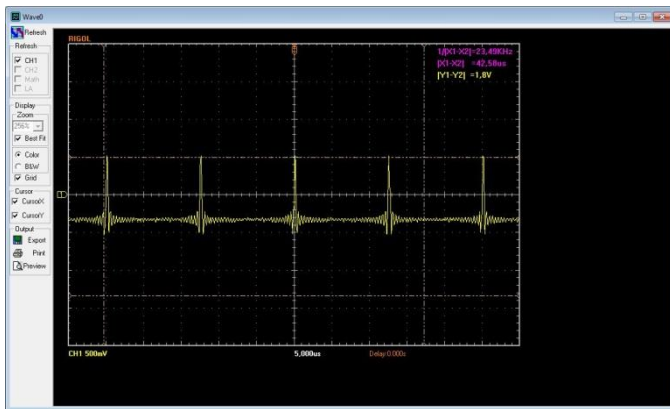
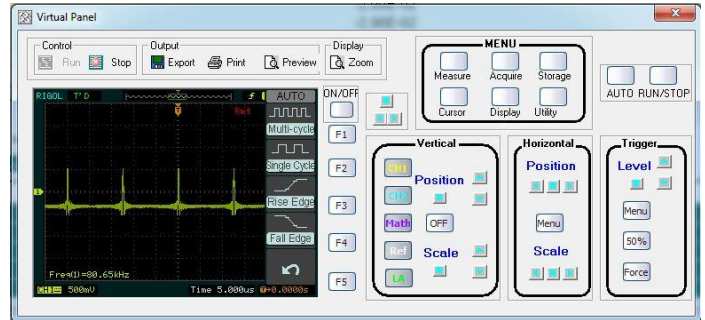


Main Features

It is possible to control the Digital Oscilloscope from the PC by using either the DSO controller Menu, or by using the virtual panel of the Ultra Scope.

After the settings have been made, they can be uploaded to the Digital Oscilloscope.

If the settings on the device should be saved as a file they can be downloaded and saved as *.rmt files.



To analyze the measured data, Data Sheets can be created Following files can be added to a Data Sheet to analyze the data from the Digital Oscilloscope:

- Data
- Measure
- Wave
- Record
- Memory Wave

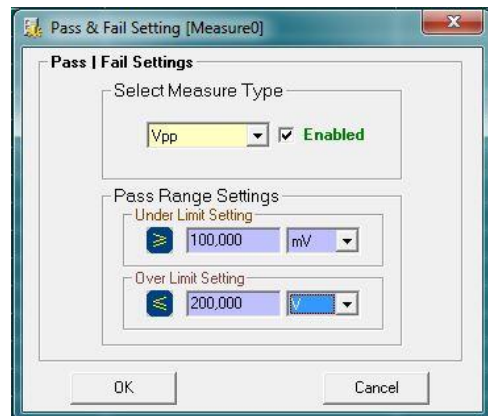
When using Data, up to 600 measurements can be loaded into one table with the columns Time [s] and Voltage [V].

If a Wave is downloaded from the Digital Oscilloscope it is possible to set cursors (x and y axis) and to save the data as *.bmp file.

In the Measure function the data to measure can be downloaded from the device and saved as *.xls or *.txt files. For every measure type Pass/Fail test can be done.

With the Record function a former waveform in kind of *.rcd files can be open for analysis and it can be saved as a *.bmp file.

Memory Wave is a function to open saved *.wmf waveforms. Cursors can be set and the data can be exported to *.csv and *.bmp files



RIGOL

Headquarter
 RIGOL TECHNOLOGIES, INC.
 No.156,Cai He Village,
 Sha He Town,
 Chang Ping District, Beijing,
 102206 P.R.China
 Tel:+86-10-80706688
 Fax:+86-10-80705070
 Email: info@rigol.com

USA
 RIGOL TECHNOLOGIES
 USA,INC.
 7401 First Place,Suite N
 Oakwood Village
 OH 44146,USA
 Tel/Fax: 440-232-4488
 Toll free: 877-4-RIGOL-1
 Email: info@rigol.com

Europe
 RIGOL TECHNOLOGIES EU,
 GmbH
 Lindberghstr. 4
 82178 Puchheim, Germany
 Tel: +49(0)89-8941895-0
 Email: info-europe@rigol.com

www.rigol.com